

Scaled data based on original data using
LM-79-08 Approved Method: Electrical and Photometric Measurements of Solid-
State Lighting Products

Test Report Prepared for
Cooper Lighting Solutions
(formerly Eaton)

Brand: McGRAW-EDISON

Report Number: P385910

Luminaire Tested: **GWC-SA1C-730-U-SL3-HSS**

Issue Date: 3/3/2020

Test Information

Test Method: LM-79-08
Report Number: P385910
TEST IS SCALED FROM IESNA LM-79-08 TEST DATA (G2-1903-205-23)
Test Lab: INNOVATION CENTER
Issue Date: 3/3/2020
Manufacturer: COOPER LIGHTING SOLUTIONS (FORMERLY EATON)
Product Line: MCGRAW-EDISON
Catalog Number: GWC-SA1C-730-U-SL3-HSS
Description: GALLEON WALL LUMINAIRE
(1) 70 CRI, 3000K, 1050mA LIGHTSQUARE WITH 16 LEDS AND TYPE III SPILL
LIGHT ELIMINATOR OPTICS WITH HOUSE SIDE SHIELD
Light Source: -
Ballast/Driver: ELECTRONIC DRIVER

Summary

Lumens per Lamp: N/A
Luminaire Lumens: 5876 lumens
Efficiency: N/A
Efficacy: 99.6 lumens/watt
Luminous Opening: Rectangular (W 0.5' x L: 0.5' x H: 0')
IES Classification: Type III - Medium
BUG Rating: B1 - U0 - G2

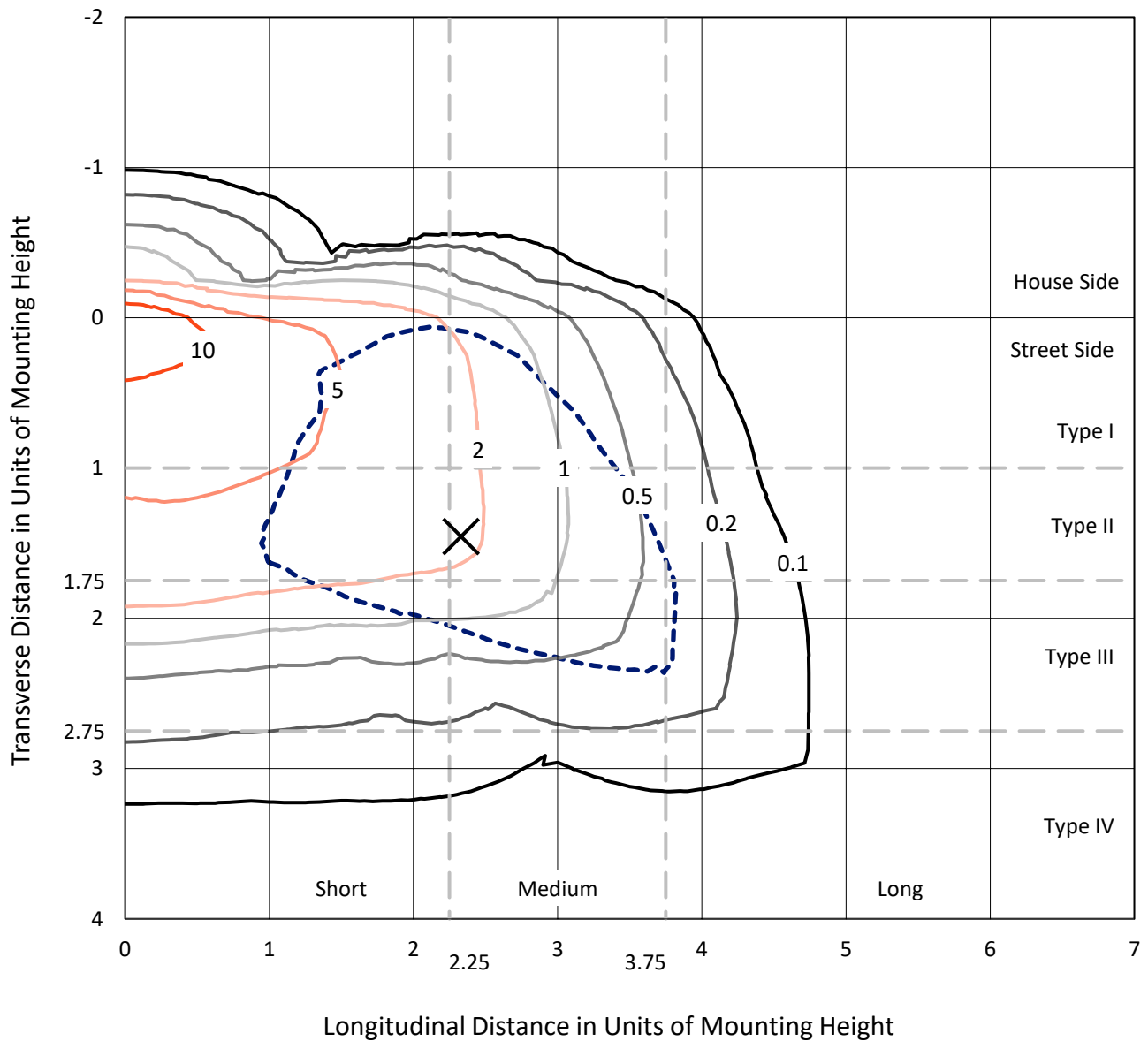
Input Watts (W): 59
Input Voltage (V): NR
Input Current (Ain): NR
Voltage Rise (V): NR
Power Factor: NR
Total Harmonic Distortion (THDi): NR
Frequency (hertz): 60
Stabilization Time: NR
Operation Time: NR
Ambient Temperature (°C): NR
Test Distance: 24 FT



REPORT NUMBER: P385910
 CATALOG NUMBER: GWC-SA1C-730-U-SL3-HSS

Iso-Footcandle Lines of Horizontal Illumination

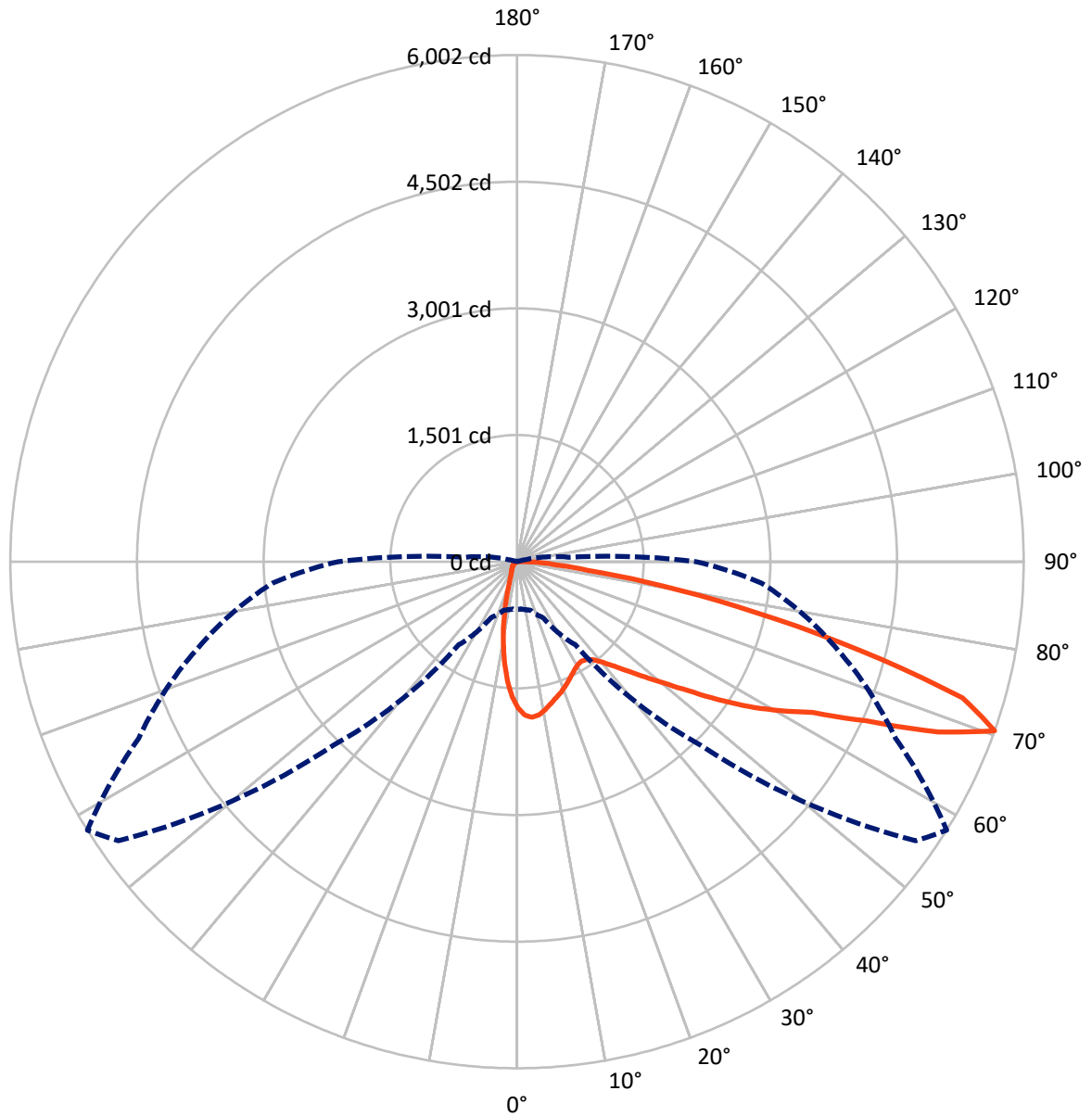
✕ Max cd
 - - - 1/2 Max cd



Based on 10 foot mounting height. Maximum calculated value = 17.6 fc
 Type III - Medium - N/A

REPORT NUMBER: P385910
CATALOG NUMBER: GWC-SA1C-730-U-SL3-HSS

Luminous Intensity Polar Plot



— Vertical Plane Through 58-Deg Lateral - - - Horizontal Cone Through 70-Deg Vertical

REPORT NUMBER: P385910

CATALOG NUMBER: GWC-SA1C-730-U-SL3-HSS

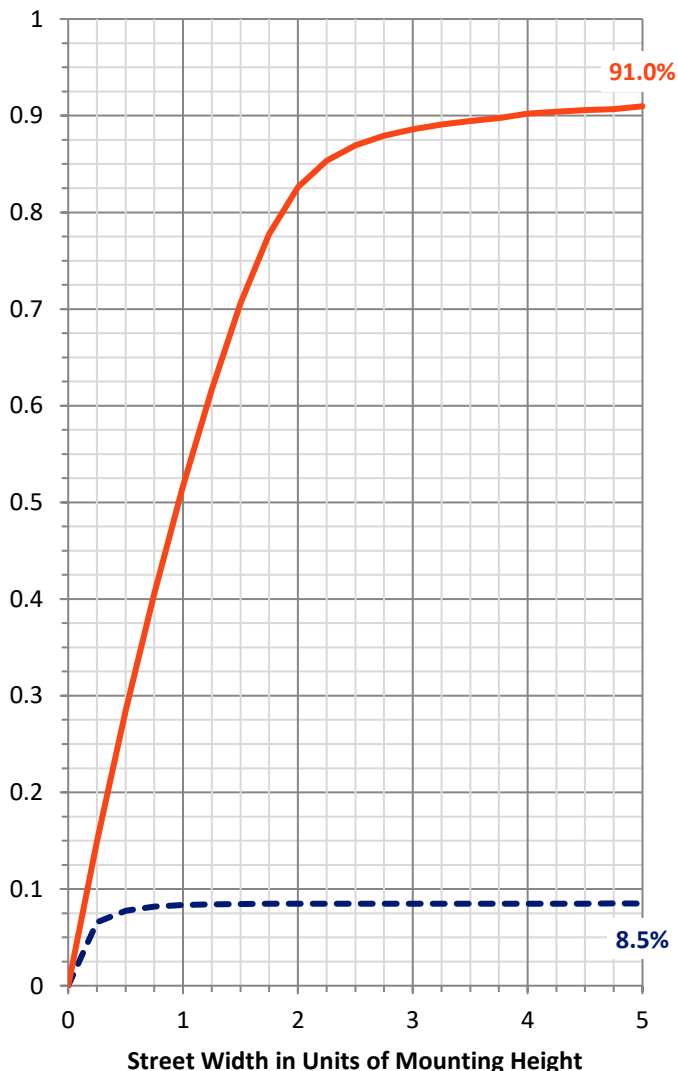
FLUX DISTRIBUTION:

		Downward	Upward	Total
House Side	Lumens	502.9	0.0	502.9
	% Fixture	8.6	0.0	8.6
Street Side	Lumens	5373.1	0.0	5373.1
	% Fixture	91.4	0.0	91.4
Total	Lumens	5876.0	0.0	5876.0
	% Fixture	100.0	0.0	100.0

ZONAL LUMENS:

Zone	Lumens	% Fixture
0°-10°	141.9	2.4
10°-20°	297.9	5.1
20°-30°	391.6	6.7
30°-40°	518.7	8.8
40°-50°	775.3	13.2
50°-60°	1241.9	21.1
60°-70°	1565.4	26.6
70°-80°	844.4	14.4
80°-90°	98.8	1.7
90°-100°	0.0	0.0
100°-110°	0.0	0.0
110°-120°	0.0	0.0
120°-130°	0.0	0.0
130°-140°	0.0	0.0
140°-150°	0.0	0.0
150°-160°	0.0	0.0
160°-170°	0.0	0.0
170°-180°	0.0	0.0
0°-90°	5876.0	100.0
0°-180°	5876.0	100.0

Coefficient of Utilization



REPORT NUMBER: P385910

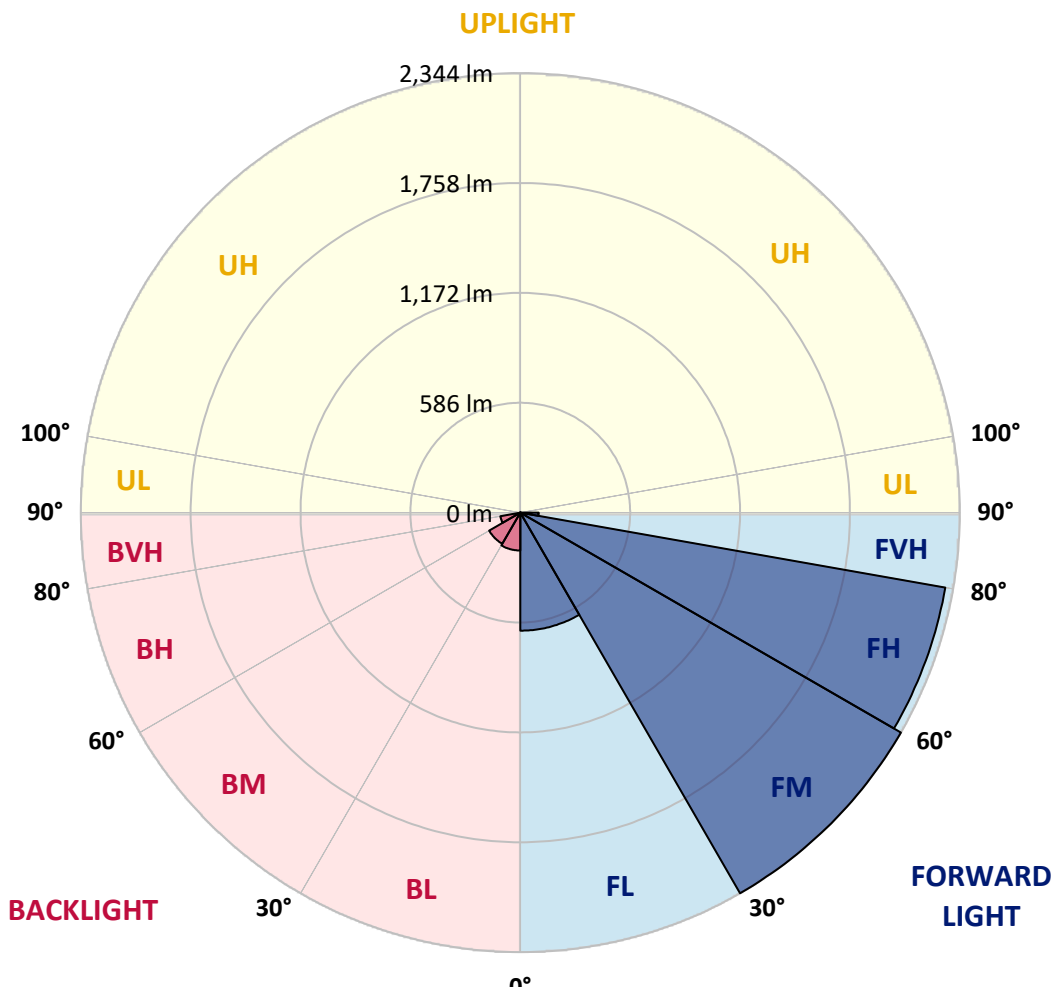
CATALOG NUMBER: GWC-SA1C-730-U-SL3-HSS

LUMINAIRE CLASSIFICATION SYSTEM LUMEN TABLE AND BUG RATING:

Zone	Lumens	% Fixture	Zone Rating/Lumen Limit		
			B	U	G
FL (0°-30°)	629.4	10.7			
FM (30°-60°)	2344.0	39.9			
FH (60°-80°)	2301.7	39.2			G2/5000
FVH (80°-90°)	98.0	1.7			G1/100
BL (0°-30°)	202.0	3.4	B1/500		
BM (30°-60°)	191.8	3.3	B0/220		
BH (60°-80°)	108.1	1.8	B0/110		G0/110
BVH (80°-90°)	0.9	0.0			G0/10
UL (90°-100°)	0.0	0.0		U0/0	
UH (100°-180°)	0.0	0.0		U0/0	

BUG Rating: B1-U0-G2

Type III Medium





REPORT NUMBER: P385910

CATALOG NUMBER: GWC-SA1C-730-U-SL3-HSS

CANDELA DISTRIBUTION (FULL):

	0°	5°	15°	25°	35°	45°	55°	58°	65°	75°	85°
0°	1735.7	1735.7	1735.7	1735.7	1735.7	1735.7	1735.7	1735.7	1735.7	1735.7	1735.7
2.5°	1879.7	1875.0	1873.3	1870.4	1859.1	1848.1	1826.4	1820.3	1806.6	1774.1	1739.7
5°	1881.1	1880.9	1886.0	1884.8	1880.9	1875.7	1860.1	1852.0	1828.8	1782.4	1719.4
7.5°	1790.5	1795.1	1806.6	1815.9	1826.6	1840.6	1842.5	1834.7	1815.6	1765.6	1682.0
10°	1668.8	1676.1	1692.3	1710.6	1738.7	1766.5	1791.5	1790.5	1783.9	1734.5	1637.0
12.5°	1546.9	1555.4	1574.0	1601.1	1640.9	1686.4	1730.9	1737.0	1748.0	1706.7	1595.5
15°	1440.1	1447.4	1465.8	1499.0	1548.3	1609.4	1674.7	1685.9	1714.2	1684.9	1560.8
17.5°	1349.5	1354.1	1367.5	1404.4	1461.6	1535.6	1620.4	1642.4	1684.7	1667.8	1530.7
20°	1286.2	1286.9	1295.7	1321.6	1378.8	1461.6	1564.2	1595.7	1653.4	1653.2	1499.7
22.5°	1254.9	1252.5	1254.2	1269.1	1311.1	1391.0	1508.0	1545.4	1625.3	1640.7	1468.2
25°	1249.0	1247.1	1242.2	1244.1	1269.6	1329.2	1451.3	1494.6	1600.6	1633.1	1440.8
27.5°	1267.4	1269.3	1261.0	1252.2	1254.2	1289.1	1401.0	1451.1	1580.6	1633.1	1421.5
30°	1304.3	1305.2	1299.1	1287.6	1272.2	1277.9	1366.1	1416.2	1570.6	1644.4	1409.3
32.5°	1345.1	1350.4	1349.7	1340.4	1318.4	1295.7	1357.8	1403.4	1569.8	1669.3	1408.1
35°	1395.6	1401.7	1412.0	1410.0	1387.1	1349.7	1386.1	1422.0	1584.3	1710.3	1421.3
37.5°	1449.4	1458.7	1480.7	1491.2	1476.3	1434.0	1449.6	1475.3	1622.9	1776.8	1454.8
40°	1501.4	1511.9	1552.0	1593.3	1582.1	1538.6	1545.9	1566.4	1691.5	1872.3	1518.3
42.5°	1552.5	1568.1	1627.0	1694.9	1708.4	1673.7	1677.6	1694.0	1793.4	2003.8	1622.1
45°	1613.6	1631.2	1718.4	1802.2	1838.1	1823.0	1839.6	1850.3	1926.6	2177.5	1762.1
47.5°	1703.2	1723.5	1830.5	1926.1	1989.1	1998.9	2032.4	2039.4	2094.9	2379.8	1944.6
50°	1878.2	1883.8	1980.6	2067.3	2158.2	2216.8	2255.0	2260.3	2298.7	2600.9	2172.6
52.5°	2098.3	2102.0	2156.7	2214.9	2318.2	2438.0	2527.1	2534.7	2542.8	2816.4	2397.6
55°	2317.0	2316.5	2352.7	2386.9	2505.1	2679.1	2872.6	2877.3	2819.4	3020.9	2569.7
57.5°	2453.6	2466.8	2521.8	2565.7	2730.9	2954.0	3222.5	3239.6	3109.9	3172.4	2739.7
60°	2410.1	2416.5	2538.4	2701.1	3012.1	3344.7	3576.5	3580.9	3328.3	3323.7	2954.7
62.5°	2053.4	2056.8	2248.4	2583.8	3154.6	3851.4	4003.6	3932.1	3579.5	3533.5	3212.0
65°	1407.4	1429.6	1589.6	2004.3	2892.9	4169.3	4664.8	4546.3	3962.4	3836.0	3444.6
67.5°	828.8	824.1	903.3	1208.7	2124.7	3958.2	5501.2	5383.4	4484.5	4038.6	3376.4
70°	566.1	562.9	593.2	731.8	1199.4	3070.5	5764.3	6002.0	4945.5	3902.2	2905.9
72.5°	404.1	405.8	450.6	568.6	753.0	1789.0	4957.0	5519.7	4801.1	3401.9	2208.8
75°	274.4	279.0	343.0	466.4	660.2	910.1	3517.7	4195.9	3909.6	2472.4	1269.6
77.5°	147.6	152.7	228.2	375.8	596.9	632.3	2262.8	2887.8	2455.8	1111.5	368.0
80°	61.6	64.5	106.8	273.2	515.8	555.4	1331.4	1751.1	1046.5	219.2	82.1
82.5°	26.6	28.1	44.5	163.0	385.6	468.9	704.9	842.5	317.1	48.1	41.3
85°	5.1	5.4	18.3	86.2	246.0	264.6	456.9	447.9	142.4	20.8	30.1
87.5°	0.0	0.0	4.4	27.1	72.3	144.2	278.8	275.4	48.4	10.0	11.2
90°	0.0	0.0	0.0	0.0	0.0	0.0	0.0	0.0	0.0	0.0	0.0



REPORT NUMBER: P385910
 CATALOG NUMBER: GWC-SA1C-730-U-SL3-HSS

CANDELA DISTRIBUTION (continued):

	90°	95°	105°	115°	125°	135°	145°	155°	165°	175°	180°
0°	1735.7	1735.7	1735.7	1735.7	1735.7	1735.7	1735.7	1735.7	1735.7	1735.7	1735.7
2.5°	1722.1	1705.2	1669.8	1626.0	1592.6	1555.7	1526.3	1489.2	1473.1	1473.8	1465.0
5°	1683.5	1648.8	1570.3	1471.4	1395.1	1316.5	1248.8	1181.4	1141.5	1128.6	1116.4
7.5°	1628.2	1573.3	1448.2	1295.7	1166.7	1040.6	930.9	834.4	773.3	743.5	732.5
10°	1565.9	1488.7	1307.7	1106.8	922.6	752.1	609.9	486.2	436.9	403.4	394.8
12.5°	1511.2	1406.6	1170.4	913.1	694.4	488.7	353.1	276.1	242.6	229.4	227.2
15°	1459.6	1329.9	1038.2	737.6	480.8	300.8	224.5	198.4	190.6	188.4	188.4
17.5°	1411.0	1256.8	908.9	564.9	318.1	210.9	185.9	180.1	177.6	177.4	177.6
20°	1360.2	1183.8	781.9	413.9	222.1	178.6	171.8	168.6	167.9	167.9	167.9
22.5°	1311.6	1110.7	658.2	295.6	178.1	163.0	159.5	157.4	156.6	156.4	155.9
25°	1264.9	1041.3	537.5	208.9	156.4	149.3	146.4	143.4	141.2	140.0	139.3
27.5°	1226.6	979.5	425.1	167.6	141.2	135.1	131.5	127.1	121.7	119.2	118.3
30°	1196.0	923.1	327.7	141.5	127.1	120.9	115.3	107.8	99.9	95.8	95.5
32.5°	1172.1	867.6	248.7	125.1	114.3	106.8	98.7	89.2	80.1	75.5	75.3
35°	1160.3	818.8	190.1	113.1	103.1	93.6	83.6	73.1	64.3	59.9	59.4
37.5°	1168.2	777.5	148.3	103.1	93.6	82.6	70.9	59.9	52.0	48.1	47.9
40°	1196.7	751.1	120.5	94.6	85.5	72.1	59.4	49.1	42.5	39.3	39.1
42.5°	1257.6	741.3	102.9	87.5	77.7	62.3	49.4	40.6	34.5	32.3	31.8
45°	1359.2	755.7	90.9	80.6	69.6	53.0	40.8	33.2	27.9	26.1	25.9
47.5°	1494.6	793.6	82.3	74.0	62.3	44.7	34.0	26.9	22.7	21.0	20.8
50°	1669.0	853.7	75.3	67.4	55.5	37.9	28.1	21.3	17.6	16.4	16.4
52.5°	1858.9	925.3	68.9	61.3	48.6	31.5	22.7	16.4	13.9	12.5	12.5
55°	2015.7	987.8	62.1	56.7	40.3	26.1	17.3	12.5	10.3	9.5	9.5
57.5°	2172.4	1054.5	54.2	48.6	32.3	21.3	13.2	9.3	7.6	7.1	7.1
60°	2375.4	1136.1	46.7	39.6	25.4	16.1	9.8	6.6	5.6	5.4	5.4
62.5°	2598.7	1184.0	39.8	31.8	19.8	12.0	7.1	4.4	4.2	4.2	3.9
65°	2735.3	1116.4	33.5	25.4	15.4	9.0	4.6	3.2	3.7	3.4	2.9
67.5°	2561.1	874.0	27.4	19.8	12.0	6.8	2.9	2.2	3.9	3.2	2.4
70°	2120.6	611.8	21.3	13.9	9.5	5.9	2.0	1.5	4.2	3.2	2.0
72.5°	1586.9	409.5	16.9	9.3	7.1	5.1	1.7	0.7	3.7	2.7	1.7
75°	867.1	164.9	13.4	5.9	4.4	3.7	1.2	0.5	2.4	2.0	1.2
77.5°	228.2	43.5	9.8	3.9	2.4	1.5	0.7	0.2	1.2	1.0	0.5
80°	58.2	16.9	6.4	2.7	1.7	0.7	0.0	0.0	0.2	0.0	0.0
82.5°	31.0	7.1	3.9	2.0	1.0	0.0	0.0	0.0	0.0	0.0	0.0
85°	23.5	4.6	2.2	1.2	0.2	0.0	0.0	0.0	0.0	0.0	0.0
87.5°	9.0	1.5	0.7	0.0	0.0	0.0	0.0	0.0	0.0	0.0	0.0
90°	0.0	0.0	0.0	0.0	0.0	0.0	0.0	0.0	0.0	0.0	0.0

Signify Classified - Internal
Cooper Lighting Solutions Photometric Lab
1121 Highway 74 South
Peachtree City, GA 30269

Scaled Data Report



Report Generated By 670245982

Signify Classified - Internal
Cooper Lighting Solutions Photometric Lab
1121 Highway 74 South
Peachtree City, GA 30269

Scaled Data Report



Signify Classified - Internal
Cooper Lighting Solutions Photometric Lab
1121 Highway 74 South
Peachtree City, GA 30269

Scaled Data Report



Signify Classified - Internal
Cooper Lighting Solutions Photometric Lab
1121 Highway 74 South
Peachtree City, GA 30269

Scaled Data Report





--- HS — SS

Signify Classified - Internal
Cooper Lighting Solutions Photometric Lab
1121 Highway 74 South
Peachtree City, GA 30269

Scaled Data Report



u

Signify Classified - Internal
Cooper Lighting Solutions Photometric Lab
1121 Highway 74 South
Peachtree City, GA 30269

Scaled Data Report



Signify Classified - Internal
Cooper Lighting Solutions Photometric Lab
1121 Highway 74 South
Peachtree City, GA 30269

Scaled Data Report



(END OF REPORT)